



Quilt Guild

[srvquiltguild.org](http://srvquiltguild.org)

**Meeting Time**

3rd Thursdays

6:00pm Doors Open

6:30 General Meeting

**Meeting Location**

Calvary Baptist Church

785 1st St

Idaho Falls, ID

**Upcoming Events**

**August 17** - Bargello

Beauty Sew-In

**September 19** - Feel Fall

Day Retreat

**September 21** -

Hemingway Pouch Sew-In

**October 14-18** - Challis

Guild Retreat

# Snake River Valley Quilt Guild July 2024 Newsletter

## A Sewing Room Chat with the President

Hello Quilty Friends.

July is here and so is the heat! That means I try to stay down in my cool, Quilt Cave as much as possible. I hope you're all enjoying your summer and getting some sewing in, too.

A big thanks to everyone who joined me on the Road Trip to Bozeman. It was a wonderful trip and we indulged in a good deal of retail therapy.

As I mentioned at June's meeting it's time to start thinking about elections. The election for the 4 Executive Board positions-- President, Vice President, Secretary and Treasurer--will be held at the September Guild meeting, and the new board will take over in January 2025. We need to have a full slate by the September meeting.

I will have the sign up sheet out again at the July meeting. If you're unable to make the meeting, contact me to get on the list. Please note our Annual Picnic is in August, so you need to decide soon.

I hope you feel our Guild is a worthwhile investment of a few hours of your time each month. By serving on the Board you will ensure Snake River Valley Quilt Guild remains an viable organization.

See you at Guild!

Marei

# Intraguild Activities

Hello All,

Hope you are all having a good summer and still finding time to do a little quilt therapy.

The Raffle Block for this month is Old Italian Block. Use: Dark to Medium Blue and Yellow.

Be careful to not stretch the bias edges. You will get two blocks and a ticket for each.

Make as many blocks as you want.



We will be revealing your completed Door Banner Challenge at the meeting. I am looking forward to see what you all have done.

See the instructions for the next Mystery row on the next page.

See you soon,

Jeanette Hanson  
Intraguild Activities Chair

# Intraguild Activities

## June Row Quilt Instructions

### Row Quilt – Framed Four Patches 8" Finished Blocks

Designed by Abigail Dolinger

This row calls for lots of colors and fabrics. Enjoy playing with all the fabrics in your fat quarter pack! For the **queen size** quilt, make 9 Framed Four Patches that measure  $8\frac{1}{2}$ " unfinished. The row measures  $8\frac{1}{2}$ " x  $72\frac{1}{2}$ ". For the **twin size** quilt, make 6 Framed Four Patches and sew together for an  $8\frac{1}{2}$ " x  $48\frac{1}{2}$ " row. For the **throw size** quilt, make 3 Framed Four Patches and alternate them with Simple Windmill blocks in Column 4, for an  $8\frac{1}{2}$ " x  $48\frac{1}{2}$ " length.

#### Cutting – for 1 block

Cut (4)  $2\frac{1}{2}$ " squares for center Four Patch

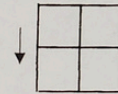
Cut (2)  $2\frac{1}{2}$ " x  $4\frac{1}{2}$ " rectangles for frame

Cut (2)  $2\frac{1}{2}$ " x  $8\frac{1}{2}$ " rectangles for frame

#### Sewing

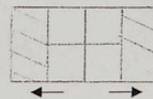
Join the  $2\frac{1}{2}$ " squares to make a Four Patch.

Press seams to one side.



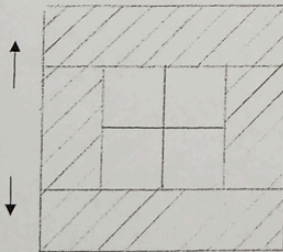
Sew the  $2\frac{1}{2}$ " x  $4\frac{1}{2}$ " rectangles to opposite sides of the Four Patch.

Press seams toward rectangles.



Sew the  $2\frac{1}{2}$ " x  $8\frac{1}{2}$ " rectangles to the top and bottom of the Four Patch.

Press seams toward rectangles.



**Hint:** Turn every other block 90 degrees so that the  $2\frac{1}{2}$ " x  $4\frac{1}{2}$ " frame rectangles are sewn to the  $2\frac{1}{2}$ " x  $8\frac{1}{2}$ " frame rectangles of the next block.

# Community Support

In January we challenged the guild to two things:

- 1) Complete the backlog of previously donated quilt tops
- 2) Donate 120 completed quilted quilts to Community Support.

For each completed quilt donated to Community Support, the donor receives 5 tickets to put their name on the ticket and drop in the community support “bucket”. At the end of the year, we will draw names for a variety of prizes. Status to date is as follows:

## Completed the Backlog of Donated Quilt Tops Challenge

Month	Quilt Tops Taken to Guild Meeting	Quilt Tops Checked Out	Completed Quilts Returned
JANUARY	15	15	8
FEBRUARY	9	8	5
MARCH	3	1	0
APRIL	5	5	5
MAY	3	3	1
JUNE	0	0	0
TOTAL	35	32	19

If you need backing or batting, you can come over to my house and we can go through the Guild fabric bins and see if we can find backing. We also have some batting available. Just give me a call –

Debbie Hamrick – 360-870-4282.

THANK YOU FOR SUPPORT OUR COMMUNITY SUPPORT PROGRAM AND THE VARIOUS CHARITITES THAT WE SUPPORT!!

# Community Support Cont.

## 120 Completed Quilts Donated Challenge (includes completed backlog quilts)

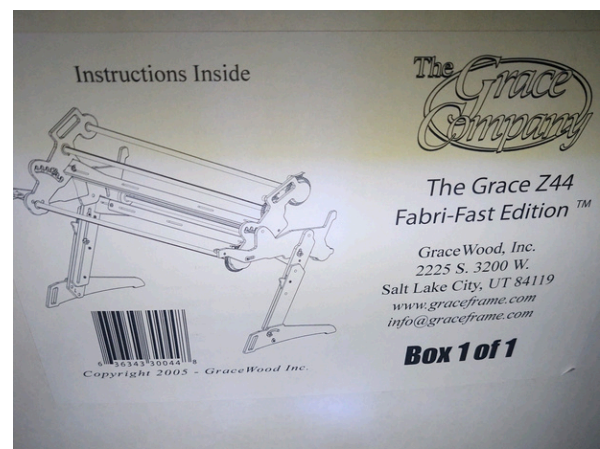
Month	Completed Quilts Donated
JANUARY	4
FEBRUARY	18
MARCH	25
APRIL	16
MAY	9
JUNE	8
TOTAL	80

### Two Grace quilt frames. New in box.

Gracie Queen \$900

The Grace Z44 \$500

Contact Pam Noonan at (208) 313-0549 if interested.



# Sew-Ins

**August 17th**– Bargello Beauty. Taught by Renee Phillips at Daydreams 10:30 to 3:00. Signups will be available at the Guild Meeting. The pattern is available from 3 Dog Design Company. There are so many variations. This is the definition of piecing. Taking perfectly good fabric, cut it apart, sew it back together, cut it apart again, and sew it back together again.



**September 21st** – Hemingway Pouch. Back by popular demand. Taught by Christy Christensen at Daydreams. 10:30 to 3:00.



# Sunshine

We all need sunshine! If you know someone who is sick, or lost a family member, or needs cheering up... call or text Pam Noonan.

208-313-0549

# Community Quilting Workshop

Get to know your friends & neighbors better as we team up to create quilts for refugees and families in crisis locally & worldwide.

# July 20th

11:00 AM - 3:00 PM  
1235 Juniper Dr., Idaho Falls




Facebook @IFCommQuilt CommunityQuilting.IF@gmail.com

# Newsletter Challenge

Never have I ever. Give yourself one point for each thing on the list you have NEVER done.  
Submit your name and number at guild for a chance to win a prize!

1. Cut my finger with a rotary cutter
2. Sewn blocks together incorrectly
3. Broken a sewing needle
4. Made a quilt entirely by hand
5. Gotten mad at someone for using fabric scissors
6. Bought too little fabric
7. Driven past a quilt shop
8. Worked on a project in a waiting room
9. Finished only part of a quilt
10. Found a mistake in a finished quilt
11. Sewn through a pin
12. Quilted at 3 am
13. Stepped on a pin
14. Measured incorrectly
15. Bought fabric I didn't need
16. Attended a guild meeting
17. Used a seam ripper
18. Forgotten a needle in a finished quilt
19. Given away a quilt
20. Entered in a quilt show

Last month Fidere Wellness educated us on some strategies to keep us feeling good while we sew till we drop. They are currently offering \$25 off any service when you mention the quilt guild! See what services you might like to try out.



General Health Appraisal	\$40
Live & Dry Blood Appraisal	\$150
Follow Up	\$75
Authentic Touch	\$70
Visceral Manipulations	\$70
Neural Manipulation	\$70
Massage	
60 minutes	\$80
90 minutes	\$110
120 minutes	\$145
Quantum Bed + Live02	\$70
Quantum Bed	\$55
Live02	\$15
Foot Bath	\$40



# Membership

Hi Friend!

~ We welcomed 3 new members in June, say hello to:

- Sharon Anderson
- Dorilee Farnsworth
- Diana McCambridge

That makes 16 new members so far this year!!!

We officially have 93 members on our roster and only 2 unpaid as of this update.

There are still a handful of folks who haven't picked up their membership cards yet. If that is you, be sure to grab it from the Sign-in table in July.

Speaking of the Sign-In table, don't forget to:

- check in on the attendance sheet
- drop your ticket in the name tag drawing
- sign up for Show and Tell and
- if you know anyone who needs a little sunshine, drop a note card in the box for our Sunshine Chair, Pam Noonan.

Keep spreading some SRVQG love, bring a friend to the meeting, and send them over to the membership table!

I encourage you to step outside of your current comfort circles and introduce yourself to someone you might not know yet, make a new guild friend.

Can't wait to see you in July!

Jodie Von Kamecke  
Membership

# SUMMER-LONG QUILT EXHIBIT

AT

SO. BANNOCK COUNTY HISTORICAL CENTER & MUSEUM  
110 MAIN ST, LAVA HOT SPRINGS, ID

Come see some quilts! Both contemporary and antique quilts will be on exhibit from Memorial Day to mid-September in Lava Hot Springs.



## Retreats

### SAVE THE DATES

#### Feeling Fall Day Retreat

Address: 1575 N Skyline Dr, Idaho Falls, ID 83402

Date: September 19 Time: 9 am - 5 pm \$10 Fee

Brown 2.5 inch Width of Fabric Exchange

Fall pattern provided for strip quilt.

Lunch on your own. Free table and door prize drawing.

Hope to see everyone there

#### Challis Guild Retreat

October 14-18, 2024

Living Waters Ranch Challis, Idaho

Block challenge with issued fabric, LCR for Fat quarters and \$\$

Free Table, Name that Quilter, Door Prizes

Snake River Valley Quilt Guild  
Fall Retreat Registration 2024  
October 14-18, 2024  
Living Waters Ranch Challis, Idaho

**Non-refundable deposit to SRVQG of \$100 to secure your place by June 24th, payment in full by September 19th.**

Name: \_\_\_\_\_ Email: \_\_\_\_\_  
Phone: \_\_\_\_\_ Emergency Contact: \_\_\_\_\_

**4 nights lodging**

Share Room Mini Lodge \$210 Roommate: \_\_\_\_\_  
Private Room Mini Lodge \$380  
Shared School of Ministry \$330 Roommate: \_\_\_\_\_  
Private School of Ministry \$620  
King Suite School of Ministry \$820

Authorization/Acknowledgement: I understand that my \$100 deposit is not refundable after June 24, 2024, and that if I cannot attend, I need to/can find someone to take my place.

Signed: \_\_\_\_\_

---

Fall Retreat Registration 2023  
October 16-20, 2023  
Living Waters Ranch Challis, Idaho

**Non-refundable deposit to SRVQG of \$100 to secure your place by June 24th, payment in full by September 19th**

**4 nights lodging**

Share Room Mini Lodge \$210 Roommate: \_\_\_\_\_  
Private Room Mini Lodge \$380  
Shared School of Ministry \$330 Roommate: \_\_\_\_\_  
Private School of Ministry \$620  
King Suite School of Ministry \$820

Guild will supply a daily continental breakfast, which will be set up from 7-10 am in the Celebration Hall. There will be coffee, tea, and Ice. Please bring your own mug or water bottle. We will have dinner at 5:30 in the Celebration Hall  
Meal assignments are to be issued separately.  
Please contact Alicia Williams via text or email for additional questions 208-313-3254 or aanddbear@hotmail.com

# SNAKE RIVER VALLEY QUILT GUILD BOARD MEMBERS 2024

---

## OFFICERS

President- Marei Montalvo  
Vice President- Shanna Lyon  
Secretary- Lisa Stir  
Treasurer- JR Wood

## COMMITTEE CHAIRS

Charity/Community Support- Debbie Hamrick  
Equipment & Historian- Susan Collins  
Intraguild Activities- Jeanette Hanson  
Membership-Jodie Vee  
Newsletter- Renee Phillips  
Raffle - JR Wood  
Retreat Coordinator- Alicia Williams  
Secret Quilters- Debbie Lyon  
Sew-Ins- Celia Weekes  
Sunshine/Courtesy- Pam Noonan  
Workshops- Pam Traughber  
Webmaster- David Nipper

If you would like to contribute to the guilds, please contact a member of the Board



### Find us on Facebook!

See photos of recent Show and Tells from Guild Meetings and Sew-Ins. Or Join our group by searching for Snake River Valley Quilt Guild Group.

### Newsletter Info

Comments, correction, advertising or other items to be included in the newsletter should be emailed to the editor at [srvqgnewsletter@gmail.com](mailto:srvqgnewsletter@gmail.com)

### Advertising rates (per month)

\$2.50 for 1/4 page  
\$5.00 for 1/2 page  
\$10.00 for full page