



Quilt Guild

srvquiltguild.org

Meeting Time

3rd Thursdays

6:00pm Doors Open

6:30 General Meeting

Meeting Location

Calvary Baptist Church

785 1st St

Idaho Falls, ID

Upcoming Events

May 16 - Guild Mtg

May 18 - Hemingway
Pouch Sew-In

June 22 - President's Road
Trip

July 27 - Stack-n-Whack
Sew-In

August 17 - Bargello
Beauty Sew-In

September 19 - Feel Fall
Day Retreat

September 21 -
Hemingway Pouch Sew-In

October 14-18 - Challis
Guild Retreat

SNAKE RIVER VALLEY QUILT GUILD MAY 2024 NEWSLETTER

A Sewing Room Chat with the President

Hello all! It's hard to believe May is here already. Gardening is right around the corner, and I'm not ready yet. The weeds have taken over everything! It's going to be a battle to control them...and I'm afraid I won't be winning. I should just stick to quilting.

This month we'll be having a sale of our Library books. A table will be set up in the back of the sanctuary. Books are \$3 each. Please put your cash, or check, in [the] box on the table.

There are still some seats on the bus for the President's Road Trip to Bozeman on June 22nd. Cost is \$60 per person. For those of you who have signed up and not paid yet, please do so at this month's meeting.

If you are doing the Almost, but not quite Annual Challenge, aka the 6-pack [challenge], remember it's due in JUNE. Hopefully you've been enjoying the process and I look forward to seeing your completed quilts NEXT month.

See you at Guild on May 16th.
Until then, keep on stitching.

Marei

Intraguild Activities

Hello Members,

We are coming up on half way through our year of activities. The year [is] going quickly.
You still have time to participate in the activities.

The English Paper Piecing Challenge reveal in June is coming up quickly. The Banner Challenge is revealed in July. You still have time to participate in the activities.

The Raffle Block for this month is Easy Double Nine Patch. Use: Light to Ivory and assorted.

Make as many blocks as you want.



See the instructions for the next Mystery row on the next page.

See you soon,

Jeanette Hanson
Intraguild Activities Chair

Intraguild Activities

April Row Quilt Instructions

Row Quilt – Plus Signs 6" x 8" (or 6") Finished Units Designed by Abigail Dolinger

For the **queen size quilt** and the **twin size quilt**, an extra strip of background fabric makes the Plus Signs bounce up and down in this row. For **queen size**, make 12 blocks, and for **twin size**, make 8 blocks from various colored fabrics that measure $6\frac{1}{2}" \times 8\frac{1}{2}"$, unfinished. For the **throw size quilt**, consult the line diagram of the quilt and *do not* add the strip of background fabric; make 4 blocks that measure $6\frac{1}{2}"$ square, unfinished. Alternate them with Flying Geese in Column 5. Column 5 measures $6\frac{1}{2}" \times 48\frac{1}{2}"$, unfinished.

Cutting – for one block, *pay particular attention when using directional fabric because some blocks will be rotated 180 degrees for queen and twin quilts*
Background fabric - cut (4) $2\frac{1}{2}"$ squares

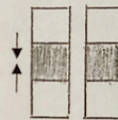
Cut (1) $2\frac{1}{2}" \times 6\frac{1}{2}"$ rectangle, **for queen size and twin size quilts only, omit for throw size**

Colored fabric – cut (2) $2\frac{1}{2}"$ squares *and* Cut (1) $2\frac{1}{2}" \times 6\frac{1}{2}"$ rectangle

Sewing – use $\frac{1}{4}"$ seam allowance

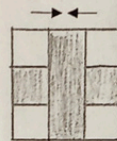
Sew each $2\frac{1}{2}"$ colored square between two $2\frac{1}{2}"$ background squares. (Make 2 units.)

Press seams toward the colored squares.



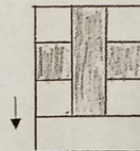
Sew the $2\frac{1}{2}" \times 6\frac{1}{2}"$ colored rectangle between the two units made above.

Press seams toward the colored rectangle.



Sew the $2\frac{1}{2}" \times 6\frac{1}{2}"$ background rectangle below the Plus Sign block.

Press seams toward the background rectangle.

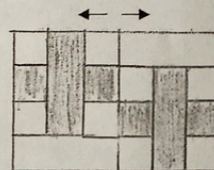


Make 12 Plus Sign blocks that measure $6\frac{1}{2}" \times 8\frac{1}{2}"$.

Rotate every other block 180 degrees when assembling the row of 12 (or 8) Plus Sign blocks, as shown. *Press the seams open.*

The row for the queen size quilt measures $8\frac{1}{2}" \times 72\frac{1}{2}"$.

The row for the twin size quilt measures $8\frac{1}{2}" \times 48\frac{1}{2}"$.



Sew-Ins

May 18th -Hemingway Pouch. Taught by Christy Christensen at Daydreams. 10:30 to 3:00.
There will be an additional class in September



June - No Sew-in. Come join us on the President's Field Trip.

July 27th- Stack-n-Whack or One-Block Wonder. Taught by Joyce White at Daydreams. 10:30 to 3:00. Signups will be available at the Guild Meeting. This should [give] you lots of time to find your fabric with 6 repeats.



Sew-Ins

August 17th– Bargello Beauty. Taught by [Renee Phillips] at Daydreams 10:30 to 3:00. Signups will be available at the Guild Meeting. The pattern is available from 3 Dog Design Company. There are so many variations. This is the definition of piecing. Taking perfectly good fabric, cut it apart, sew it back together, cut it apart again, and sew it back together



September 21st – Hemingway Pouch. Back by popular demand. Taught by Christy Christensen at Daydreams. 10:30 to 3:00.



Sunshine

We all need sunshine! If you know someone who is sick, or lost [a] family member, or needs cheering up... call or text Pam Noonan.

208-313-0549

Membership

[Hi] Friends!

~ We welcomed 1 new member in April (say hello to Jill Warner!) That makes 11 new members so far this year!!!

We officially have 87 members on our roster and only 3 unpaid as of this update. Thanks, everyone

If you haven't grabbed your membership card yet, be sure to grab it from the sign-in table in May.

Keep spreading some SRVQG love, bring a friend to the meeting, and send them over to the membership table!

Last, if you see a new person or someone you don't know yet, step out of your comfort zone and introduce yourself

See you in May

Jodie Von Kamecke
Membership

SUMMER-LONG QUILT EXHIBIT

AT

SO. BANNOCK COUNTY HISTORICAL CENTER & MUSEUM
110 MAIN ST, LAVA HOT SPRINGS, ID

Come see some quilts! Both contemporary and antique quilts will be on exhibit from Memorial Day to mid-September in Lava Hot Springs.



Community Support

In January we challenged the guild to two things:

- 1) Complete the backlog of previously donated quilt tops
- 2) Donate 120 completed quilted quilts to Community Support

For each completed quilt donated to Community Support, the donor receives **[5] tickets** to put their name on the ticket and drop in the community support “bucket”. At the end of the year, we will draw names for a variety of prizes.

Complete the Backlog of Donated Quilt Tops Challenge

We also need to get our backlog of quilt tops needing backing, batting and quilted completed. We will display quilt tops at each meeting and have a sign-out sheet for each quilt taken for completion. For each checked out completed quilt returned you will receive **5 tickets**.

Complete the Backlog of Donated Quilt Tops Challenge

Month	Quilt Tops Taken to Guild Meeting	Quilt Tops Checked Out	Completed Quilts Returned
January	16	16	8
February	9	8	4
March	3	1	0
April	5	3	0
Total	33	28	12

Community Support Cont.

120 Quilts Donated Challenge (includes backlog quilts)

Month	Completed Quilts Donated
January	4
February	18
March	25
April	16
Total	63

If you need backing or batting, you can come over to my house and we can go through the Guild fabric bins and see if we can find backing. We also have some batting available. Just give me a call –
Debbie Hamrick
– 360-870-4282.

THANK YOU FOR SUPPORT OUR COMMUNITY SUPPORT PROGRAM AND THE
VARIOUS CHARITITES
THAT WE SUPPORT!!

Newsletter Challenge

This month's challenge is hidden in the newsletter. Look for the words in [brackets] throughout the newsletter to find out what the challenge is.

Complete the challenge to be entered into a drawing for a prize at guild.

Retreats

SAVE THE DATES

Feeling Fall Day Retreat

Address: 1575 N Skyline Dr, Idaho Falls, ID 83402

Date: September 19 Time: 9 am - 5 pm \$10 Fee

Brown 2.5 inch Width of Fabric Exchange

Fall pattern provided for strip quilt.

Lunch on your own. Free table and door prize drawing.

Hope to see everyone there

Challis Guild Retreat

October 14-18, 2024

Living Waters Ranch Challis, Idaho

Block challenge with issued fabric, LCR for Fat quarters and \$\$

Free Table, Name that Quilter, Door Prizes

Snake River Valley Quilt Guild
Fall Retreat Registration 2024
October 14-18, 2024
Living Waters Ranch Challis, Idaho

Non-refundable deposit to SRVQG of \$100 to secure your place by June 24th, payment in full by September 19th.

Name: _____ Email: _____
Phone: _____ Emergency Contact: _____

4 nights lodging

Share Room Mini Lodge \$210 Roommate: _____
Private Room Mini Lodge \$380
Shared School of Ministry \$330 Roommate: _____
Private School of Ministry \$620
King Suite School of Ministry \$820

Authorization/Acknowledgement: I understand that my \$100 deposit is not refundable after June 24, 2024, and that if I cannot attend, I need to/can find someone to take my place.

Signed: _____

Fall Retreat Registration 2023
October 16-20, 2023
Living Waters Ranch Challis, Idaho

Non-refundable deposit to SRVQG of \$100 to secure your place by June 24th, payment in full by September 19th

4 nights lodging

Share Room Mini Lodge \$210 Roommate: _____
Private Room Mini Lodge \$380
Shared School of Ministry \$330 Roommate: _____
Private School of Ministry \$620
King Suite School of Ministry \$820

Guild will supply a daily continental breakfast, which will be set up from 7-10 am in the Celebration Hall. There will be coffee, tea, and Ice. Please bring your own mug or water bottle. We will have dinner at 5:30 in the Celebration Hall
Meal assignments are to be issued separately.
Please contact Alicia Williams via text or email for additional questions 208-313-3254 or aanddbear@hotmail.com

SNAKE RIVER VALLEY QUILT GUILD BOARD MEMBERS 2024

OFFICERS

President- Marei Montalvo
Vice President- Shanna Lyon
Secretary- Lisa Stir
Treasurer- JR Wood

COMMITTEE CHAIRS

Charity/Community Support- Debbie Hamrick
Equipment & Historian- Susan Collins
Intraguild Activities- Jeanette Hanson
Membership-Jodie Vee
Newsletter- Renee Phillips
Raffle - JR Wood
Retreat Coordinator- Alicia Williams
Secret Quilters- Debbie Lyon
Sew-Ins- Celia Weekes
Sunshine/Courtesy- Pam Noonan
Workshops- Pam Traughber
Webmaster- David Nipper

If you would like to contribute to the guilds, please contact a member of the Board



Find us on Facebook!

See photos of recent Show and Tells from Guild Meetings and Sew-Ins. Or Join our group by searching for Snake River Valley Quilt Guild Group.

Newsletter Info

Comments, correction, advertising or other items to be included in the newsletter should be emailed to the editor at srvqgnewsletter@gmail.com

Advertising rates (per month)

\$2.50 for 1/4 page
\$5.00 for 1/2 page
\$10.00 for full page