



Quilt Guild

srvquiltguild.org

Meeting Time

3rd Thursdays

6:00pm Doors Open

6:30 General Meeting

Meeting Location

Calvary Baptist Church

785 1st St

Idaho Falls, ID

Upcoming Events

February 15 - Guild Mtg

February 24 - Improve
Curves Sew-In

March 21 - Guild Mtg

March 23 - Anita's
Arrowhead Sew-In

April 18 - Spring Fling Day
Retreat

April 18 - Guild Mtg

April 20 - Kaleidoscope
Sew-In

May 16 - Guild Mtg

May 18 - Hemingway
Pouch Sew-In

September 19 - Feel Fall
Day Retreat

October 14-18 - Challis
Guild Retreat

Snake River Valley Quilt Guild February 2024 Newsletter

A Sewing Room Chat with the President

Hello all!

It's February already and our 2024 Guild year is off to a good start with an Intraguild folder full of fun stuff, lots of Sew-ins planned & Retreats in the works. The SRVQG board really does try to offer "something for everyone".

This month I'll be presenting my Marei Montalvo "Almost, but Not Quite, Annual Challenge". I'm calling it the Six Pack Challenge and I do hope you think about joining in. Personally I think challenges are great way to play, and grow, in this fun craft of quilting.

I look forward to seeing you all at the meeting on Thursday, February 15th. Be sure to wear your name tag and enter the drawing for a prize.

Until then....keep on stitching!

Marei

Membership

Hi Friends!

Holy Quilt Batting-Man, it's February already!
We welcomed 5 new members in January!

Be sure to say hello to our new and returning friends:

- *Eliza Homer
- *Sheena Muir
- *Mila Muir
- *Kathy Squires
- *Linda Michaelson

Thanks to everyone who dropped off their 2024 Member dues in the Member Basket at the January Meeting! (Be sure to pick up your membership card at the sign-in table in February)
Half of the guild has renewed, you all are awesome! But you other awesome folks still need to get-her done!

We will be collecting 2024 guild dues (\$25.00) again at the February meeting. Yes, they technically aren't due until the March meeting, but if you can and are willing I'd appreciate the head start.

Easy, peasy -

- 1) Bring your cash or check in a sealed envelope (exact change or check made out to: SRVQG)
- 2) Put your name, address, best phone number, and email address on the front of the envelope (I'll check it against our roster records)
- 3) Put your envelope in the basket at the membership table
- 4) Receipts for Cash and Membership Cards will be handed out at the next meeting.
- 5) If you are wintering somewhere or can't make the February meeting, feel free to mail a check to me:

Jodie Von Kamecke
156 N 3974 E
Rigby, ID 83442

Spread some SRVQG love, bring a friend to the meeting, and send them over to the membership table!

Last, if you see a new person or someone you don't know yet, step out of your comfort zone, introduce yourself, and welcome them, especially if they are new.

See you next week
Jodie Von Kamecke

Intraguild Activities

Hello Members,

If you did not pick up your Intraquild Notebook. I will have them available at the February meeting.

I left out some information about the throw size Row Mystery Quilt.

Row Quilt Throw Size: 54" x 60"

The blocks are arranged in columns.

Fabrics:

10-12 coordinating fat quarters in a layer cake for forty 10" squares

2 yds. Light (or dark) background, all the same or a mixture

1 1/2 yds. for sashing

1 1/2 yds. for outer border and binding. (This can be the same as sashing or not)

Optional: 1/2 yds. for accent binding

The Raffle Block for this month is Old Maid's Puzzle. Use: Cream and Red Fabrics

Make as many blocks as you want. Winner takes all.

Be working on the Leader/Ender Challenge. I have been working on it along with the Stash Buster Challenge samples. It is working out great.

I will be introducing some new challenges so you don't want to miss out.

See you soon,

Jeanette Hanson
Intraguild Activities Chair

Here is a picture of the Raffle Block if you need it.



Intraguild Activities

January Row Quilt Instructions

Row Quilt - Simple Windmills 8" Finished Blocks

Designed by Abigail Dolinger

Simple Windmill blocks measure $8\frac{1}{2}$ " unfinished. Imagine January's swirling winds and snow as you sew. Make 9 blocks and join together for the **queen size** $72\frac{1}{2}$ " row. Or, for the **throw size** quilt, make 6 blocks to alternate with Economy Patches in Column 2 and with Framed Four Patches in Column 4. (Columns 2 and 4 measure $8\frac{1}{2}$ " x $48\frac{1}{2}$ " unfinished.) The **twin size** quilt also requires 6 blocks.

Instructions for one 8" finished block:

Cutting


Background – (1) $2\frac{1}{2}$ " x 20" strip

Color – (1) $2\frac{1}{2}$ " x 20" strip

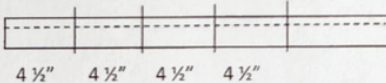
Sewing

Pair the background strip with the colored strip, placing right sides together.

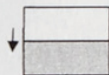
Sew $\frac{1}{4}$ " away from one 20" length.



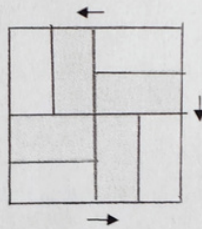
Cut in $4\frac{1}{2}$ " increments; 4 units are needed.



Press seam allowances toward the darker fabric. **The unit measures $4\frac{1}{2}$ " square.**



Arrange 4 units to make a Simple Windmill.



Sew together as a Four Patch; arrows indicate pressing direction. **The block measures $8\frac{1}{2}$ " unfinished.** For the **queen size** quilt, join 9 blocks together for an $8\frac{1}{2}$ " x $72\frac{1}{2}$ " row. For the **throw size** quilt, use three blocks in Column 2 and three blocks in Column 4. Columns will measure $4\frac{1}{2}$ " x $48\frac{1}{2}$ ". For the **twin size** quilt, sew 6 blocks together for an $8\frac{1}{2}$ " x $48\frac{1}{2}$ " horizontal row.

Sew-Ins

Improv Curves (Back by popular demand)

Teacher: Marei Montalvo
Date: February 24th
Time: 10:30 to 3:00 ish
Lunch: On your own
Cost: \$5 collected at the class
Class size: Maximum 12 people.
Contact Marei ASAP for supply list
First come First serve.
Place: Daydreams Quilt and Sew
802 Pancheri Drive



March 17th - Anita's Arrowhead. Taught by Alicia Williams at Daydreams. 10:30 to 3:00. Bring your own lunch. The class is full but please add your name to the alternates. If we get enough, we'll investigate doing a second class.



Sew-Ins

April 20th - Kaleidoscope Quilt Pattern. Taught by Shanna Lyon at Daydreams. 10:30 to 3:00. Signups will be available at the February Guild meeting.



May 18th -Hemingway Pouch. Taught by Christy Christensen at Daydreams. 10:30 to 3:00. Signups will be available at the February Guild Meeting. This is an opportunity to start and complete a project in the class. The pattern cost is \$10 in addition to the \$5 class fee.



June - No Sew-in. Come join us on the President's Field Trip.

Sew-Ins Cont.

July - Stack-n-Whack or One-Block Wonder. Taught by Joyce White at Daydreams. 10:30 to 3:00. Signups will be available at the February Guild Meeting. This should give you lots of time to find your fabric with 6 repeats.



August - Bargello Beauty. Taught by Renee Phillips at Daydreams. 10:30 to 3:00. Signups will be available at the February Guild Meeting. There are so many variations. This is the definition of piecing. Taking perfectly good fabric, cut it apart, sew it back together, cut it apart again, and sew it back together again.



Sew-Ins Cont.

September – Half-Square Triangles – Accordion style. Taught by Christy Christensen at Daydreams. 10:30 to 3:00. Signups will be available at the February Guild Meeting. Christy will teach you how to make sure no two HSTs are the same. (No Picture available yet)

Newsletter

This month we want to know. What do you do with your left over binding? Do you use it in other projects? Do you turn it into something else? Do you collect it until you have the world's biggest ball of binding? Submit your answer and your name to be entered into the drawing.

Secret Quilter

Secret Quilters

We have 21 secret quilters participating this year. If you would like to gift your secret quilter for the month of February, contact me for their information.

debbie1225lyon@gmail.com

Debbie Lyon

Sunshine

We all need sunshine! If you know someone who is sick, or lost a family member, or needs cheering up... call or text Pam Noonan.

208-313-0549

Retreats

Spring Fling Day Retreat

Date: April 18

Time: 9 am - 5 pm

Green 2.5 inch WOF Fabric exchange, Spring Block Challenge pattern provided, Lunch on your own, free table, and door prize drawing. \$10 Fee

Feeling Fall Day Retreat

Date: September 19

Time: 9 am - 5 pm

Brown 2.5 inch WOF Fabric strips to trade, pattern provided for strip quilt, Lunch on your own, free table, and door prize drawing. \$10 Fee

Challis Guild Retreat

Dates: October 14-18

Block challenge with issued fabric, LCR, for Fat quarters and \$\$, Free Table, Name that Quilter, Door Prizes.

Snake River Valley Quilt Guild
Fall Retreat Registration 2024
October 14-18, 2024
Living Waters Ranch Challis, Idaho

Non-refundable deposit to SRVQG of \$100 to secure your place by June 24th, payment in full by September 19th.

Name: _____ Email: _____
Phone: _____ Emergency Contact: _____

4 nights lodging

Share Room Mini Lodge \$210 Roommate: _____
Private Room Mini Lodge \$380
Shared School of Ministry \$330 Roommate: _____
Private School of Ministry \$620
King Suite School of Ministry \$820

Authorization/Acknowledgement: I understand that my \$100 deposit is not refundable after June 24, 2024, and that if I cannot attend, I need to/can find someone to take my place.

Signed: _____

Fall Retreat Registration 2023
October 16-20, 2023
Living Waters Ranch Challis, Idaho

Non-refundable deposit to SRVQG of \$100 to secure your place by June 24th, payment in full by September 19th

4 nights lodging

Share Room Mini Lodge \$210 Roommate: _____
Private Room Mini Lodge \$380
Shared School of Ministry \$330 Roommate: _____
Private School of Ministry \$620
King Suite School of Ministry \$820

Guild will supply a daily continental breakfast, which will be set up from 7-10 am in the Celebration Hall. There will be coffee, tea, and Ice. Please bring your own mug or water bottle. We will have dinner at 5:30 in the Celebration Hall
Meal assignments are to be issued separately.
Please contact Alicia Williams via text or email for additional questions 208-313-3254 or aanddbear@hotmail.com

SNAKE RIVER VALLEY QUILT GUILD BOARD MEMBERS 2024

OFFICERS

President- Marei Montalvo
Vice President- Shanna Lyon
Secretary- Lisa Stir
Treasurer- JR Wood

COMMITTEE CHAIRS

Charity/Community Support- Debbie Hamrick
Equipment & Historian- Susan Collins
Intraguild Activities- Jeanette Hanson
Membership-Jodie Vee
Newsletter- Renee Phillips
Raffle - JR Wood
Retreat Coordinator- Alicia Williams
Secret Quilters- Debbie Lyon
Sew-Ins- Celia Weekes
Sunshine/Courtesy- Pam Noonan
Workshops- Pam Traughber
Webmaster- David Nipper

If you would like to contribute to the guilds, please contact a member of the Board



Find us on Facebook!

See photos of recent Show and Tells from Guild Meetings and Sew-Ins. Or Join our group by searching for Snake River Valley Quilt Guild Group.

Newsletter Info

Comments, correction, advertising or other items to be included in the newsletter should be emailed to the editor at srvqgnewsletter@gmail.com

Advertising rates (per month)

\$2.50 for 1/4 page
\$5.00 for 1/2 page
\$10.00 for full page